



STELLA DORADUS

Stella**MARINE**

The StellaMarine is a commercial grade, mobile signal amplifier for ships that works with all mobile operators.



The StellaMarine repeater is a commercial grade, mobile signal amplifier for ships that works with all mobile operators.

Models with 4 indoor antenna ports enable coverage into 4 separate areas inside the ship. A simple, 10 LED diagnostic indicator assists during and after the installation.

The StellaMarine repeater amplifies all of the European operator's networks for voice and high speed data.

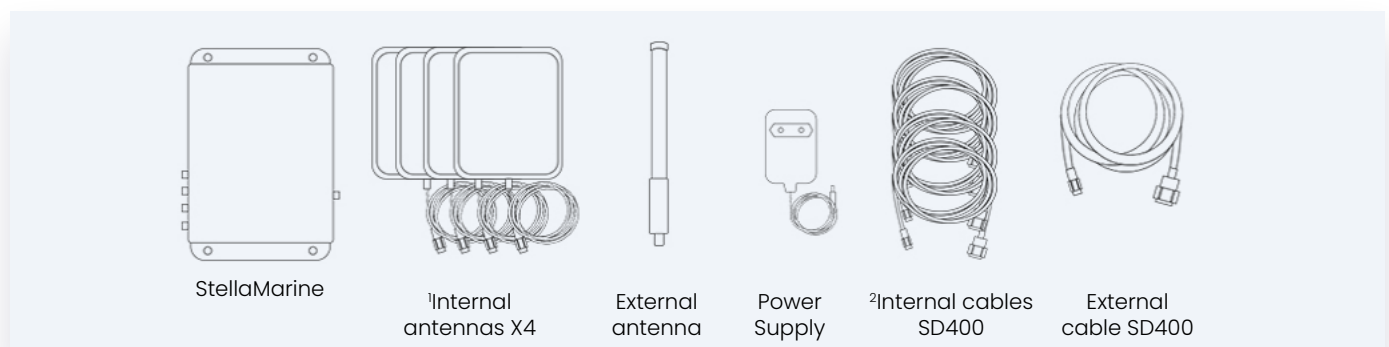


Features

- Diagnostic indicator - 10 LEDS.
- 4 indoor antennas with the 4-port version- 4 individual coverage areas.
- Boosts mobile signal 30km from shore.
- Auto adjusts gains when entering/leaving port.
- Boosts all operators - works with all phones and devices.
- Boosts all networks 2G/ 3G/ 4G / 5G (depends on model).
- Conforms to E.T.S.I specification.

Model	Bands	Ports	PSU	Weight	Dims cm
SD-RP1002-LG-O	B20, B8	1	12V, 1.5A	1kg	32X19X3.5
SD-RP1002-LG-O-4	B20, B8	4	12V, 3A	1kg	35X17X3.5
SD-RP1002-LGW-O	B20, B8, B1	1	12V, 3A	1.2kg	35X17X3.5
SD-RP1002-LGW-O-4	B20, B8, B1	4	12V, 3A	1.2kg	35X17X3.5
SD-RP1002-GDW-O	B8, B3, B1	1	72V, 3A	1.2kg	35X17X3.5
SD-RP1002-GDW-O-4	B8, B3, B1	4	12V, 3A	1.2kg	35X17X3.5
SD-RP1002-LGDWH-O	B20, B8, B3, B1, B7	1	12V, 5A	2kg	35X30X4.3
SD-RP1002-LGDWH-O-4	B20, B8, B3, B1, B7	4	12V, 5A	2kg	35X30X4.3

Standard kit includes:



¹Your model may have 1 port or 4 ports, 1 or 4 internal antennas.

²Custom antenna types and cables lengths supplied.

Check models above for your frequencies

EU Bands	B20	B8	B3	B1	B7
Downlink	791-821	925-960	1805-1880	2110-2170	2620-2690
Uplink	832-862	880-915	1710-1785	1920-1980	2500-2570

Amplifier Specs

Coverage	(1000m ² per antenna X 4) = ~10 rooms (4 Port version)
Gain	Uplink Gp: 60dB Downlink Gp> 60dB
Pass band ripple	<4dB
I/O impedance	50 ohm/SMA female connector
Max up/down signal strength	20dBm / 10dBm
Ambient Temperature	-30°C to +70°C
Power supply input	110 - 240V AC
Oscillation Control	Automatic
AGC Level Control	Automatic ¹
Uplink Switch On	Yes ²
AGC Range	30dB
Surge protection	SMA connectors DC grounded, 12V DC port MOV protected

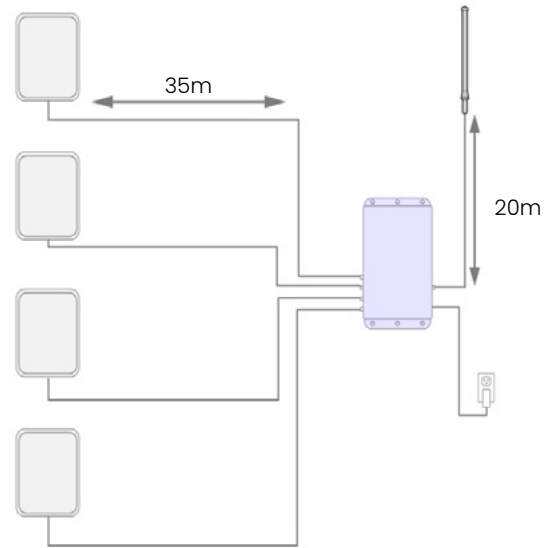
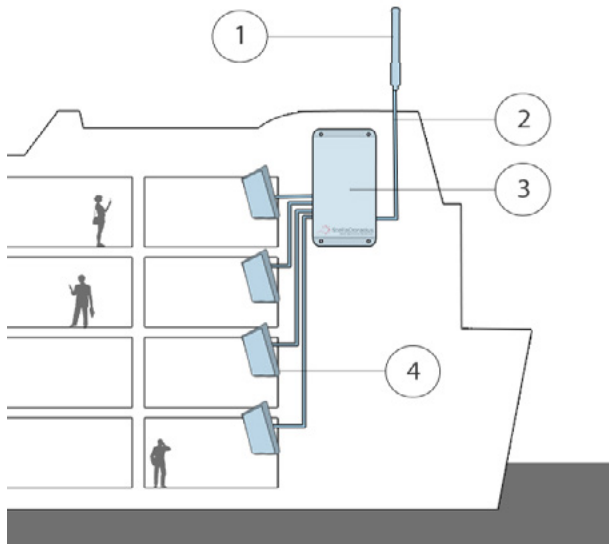
Antennas	Indoor Panel	Outdoor Omni
Nominal Gain	6.4dBi / 9.4dBi	5dBi
3dB beam Pattern	60° x 60°	38° x 35°
Bandwidth	700MHz - 2700MHz	700MHz - 2700MHz
VSWR	<1.4	<2
Front to Back Ratio	> 20dB	> 20dB
Polarization	Vertical	Vertical
Power Rating	50W	100W
Impedance	50-OHM	50-OHM
Termination	SMA male	N-Female
Cross Pol. Discrimination	-20dB	-20dB
Dimensions	210 x 180 x 43mm	365 X 33mm
Weight	0.68kg	0.4kg
Wind velocity	126km/hr	216km/hr
Working temperature	-40°C to +65°C	-40°C to +65°C

¹Automatically adjusts during installation. Thereafter, automatically adjusts for seasonal variation in pathloss between the base station and the outdoor antenna.

²The uplink amplifiers switch off when the repeater is not in use. This reduces the uplink noise to almost zero. When the repeater is in use (phone call or data session), the uplink amplifiers switch on for the duration of the call/ data session only.

Note: Specifications subject to change without notice.

Installation diagram(4 port model):



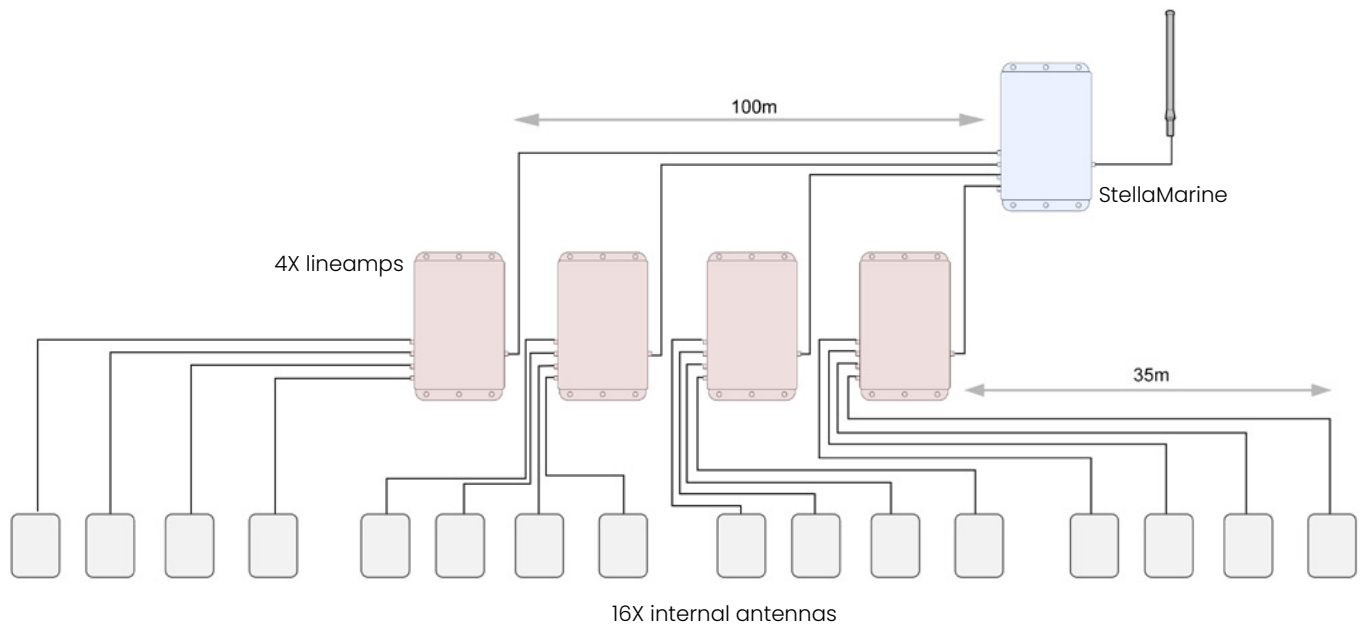
- 1.** Outdoor Omni antenna.
- 2.** Coaxial SD400 cable (20-30m).
- 3.** StellaMarine repeater.
- 4.** Internal Panel/Omni antennas

Modular system:

For larger ships, the system can be extended by adding line-amplifiers.

In the example below, 4 line-amplifiers are installed after the repeater to extend the signal deep into the ship, allowing the connection of 16 internal antennas.

This modular system can be extended by adding up to 16 line-amplifiers, offering coverage for even the largest ship.



STELLA DORADUS

WWW.STELLADORADUS.COM



Stella Doradus Europe Ltd,
Coolfin, Portlaw, Co. Waterford,
X91NH59 Ireland



info@stelladoradus.com



+353 51 387145

